ECODORA LINE

The elegant way of expressing your own style.

adeco®

ECODORA DOOR PANELS

The entrance door showcases your home and leaves a first impression of the house and its residents. It welcomes not only your guests, but also gives your home individuality and a personality. Various designs, colours, handles and glasses provide for numerous options to choose from, giving you the freedom to design your home to your preferences. It's quite simple: With the right front door you can express your own style.

But it is not only the look that counts, the inner values of a front door are also enormously important. In addition to the high-quality foam core for perfect thermal efficiency, our patented ESC (elastic sandwich compound) concept ensures that your front door withstands extreme temperatures and opens and closes smoothly at any time.

Discover our designs, which take on many different architectural styles, and at the same time can be individually adapted to match your own creative ideas. Do you like it restrained or extraordinary? Let our examples inspire you, and use our front door configurator to create the front door of your dreams.

Kindest regards
Your adeco Türfüllungstechnik GmbH

MODEL **OVERVIEW**

Lavea ..... 6 – 7

Lorana ..... 8 – 9

Dicoma ..... 10 – 11

Enna ..... 12 – 13

Mirea ..... 14 – 15

Evita ..... 18 – 19

Fenja ..... 20 – 21

Mara ..... 22 – 23

Ella ..... 24 – 25

Jana ..... 26 – 27

Fermea ..... 30 – 31

Nina ..... 32 – 33

Lumis ..... 34 – 35

Liseo W3i ..... 36 – 37

Liseo W4i ..... 38 – 39

ECODORA RANGE

A CLICK ON THE DESIGN
TAKES YOU TO THE CONFIGURATOR.

Light and transparency –
the panel that always blends in.

Lavea ..... 6 – 7

Lorana ..... 8 – 9

Dicoma ..... 10 – 11

Enna ..... 12 – 13

Mirea ..... 14 – 15

Lavea | 4 glass inserts
design attachment panel
sandblasting Lavea 1
on clear glass
surface matt – 10 mm clear-border, all around
handle HA 312
black



Lavea | 4 glass inserts
design infill panel
silver grey
satinato
handle HA 591
matt brushed stainless steel

Lavea | 4 glass inserts
design attachment panel
black frame
panel Oak nature
clear glass
handle HA 289
black

Lorana | glazed
design infill panel
anthracite grey
satinato
handle HA 591
matt brushed stainless steel

Lorana | glazed
design attachment panel
sandblasting Lorana 5
on clear glass
surface matt – 4 clear stripes 15 mm
handle HA 289
black

Lorana | glazed
design attachment panel
slate grey
sandblasting Lorana 1
on clear glass
surface matt – 20 mm clear-border,
all around
handle HA 591
matt brushed stainless steel

Dicoma | 4 glass inserts
design attachment panel
anthracite grey
clear glass
handle HA 591
matt brushed stainless steel

with sidelight
satinato



Dicoma | 4 glass inserts
design infill panel
purple red
satinato
handle HA 591
matt brushed stainless steel

Dicoma | 4 glass inserts
design attachment panel
sandblasting Dicoma 1
on clear glass
surface matt – 10 mm clear-border, all around
handle HA 591
matt brushed stainless steel

Enna | glazed
design attachment panel
grey aluminium
sandblasting Enna 5
on clear glass
surface matt – 4 clear stripes 15 mm
handle HA 289
black

Enna | glazed
design infill panel
sandblasting Enna 1
on clear glass
surfache matt – 10 mm clear-border, all around
handle HA 591
matt brushed stainless steel

Enna | glazed
design attachment panel
black frame
panel Oak malt
clear glass
handle HA 312
black

with 2 sidelights
clear glass

Mirea arch left | glazed
design infill panel
DB 703
sandblasting Mirea 1
on clear glass
surface matt – 10 mm clear-border, all around
handle HA 591
matt brushed stainless steel

Mirea arch right | glazed
design attachment panel
grey beige
clear glass
handle HA 591
matt brushed stainless steel

Mirea arch right | glazed
design attachment panel
sandblasting Mirea 1
on clear glass
surface matt – 10 mm clear-border, all around
handle HA 591
matt brushed stainless steel

ECODORA RANGE

Vertical meets horizontal –
trend-setting balance.

A CLICK ON THE DESIGN
TAKES YOU TO THE CONFIGURATOR.

Evita 18–19

Fenja 20–21

Mara 22–23

Ella 24–25

Jana 26–27

Evita right | glazed
design attachment panel
anthracite grey
sandblasting Evita 3
on clear glass
surface matt – 5 clear stripes 10 mm
handle HA 591
matt brushed stainless steel

with sidelight
completely sandblasted

Evita left | glazed
design attachment panel
with flush inlays
black
sandblasting Evita 3
on clear glass
surface matt – 5 clear stripes 10 mm
handle HA 289
black

Evita left | glazed
design attachment panel
DB 703
with flush inlays
matt brushed stainless steel
satinato
handle HA 591
matt brushed stainless steel

Fenja | glazed
design attachment panel
with flush inlays
matt brushed stainless steel
sandblasting Fenja 1
on clear glass
surface matt – clear borders right and left 10 mm
handle HA 591
matt brushed stainless steel

Fenja | glazed
design attachment panel
black frame
panel Oak malt
with flush inlays
black
clear glass
handle HA 312
black

Fenja | glazed
design attachment panel
basalt grey
sandblasting Fenja 1
on clear glass
surface matt – clear borders
right and left 10 mm
handle HA 591
matt brushed stainless steel

with 2 sidelights
clear glass

Mara right | glazed
design attachment panel
slate grey
sandblasting Mara 2
on clear glass
surface matt – 4 clear stripes 10 mm
handle HA 591
matt brushed stainless steel

with sidelight
sandblasting Mara 3
on clear glass
surface matt – 6 clear stripes 10 mm

Mara left | glazed
design attachment panel
grey aluminium
with flush inlays
black
satinato
handle HA 289
black

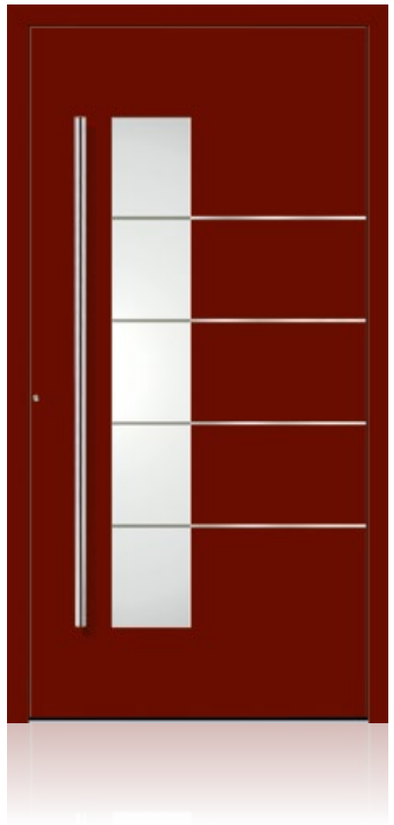

Mara left | glazed
design attachment panel
purple red
with flush inlays
matt brushed stainless steel
sandblasting Mara 2
on clear glass
surface matt – 4 clear stripes 10 mm
handle HA 591
matt brushed stainless steel

Ella left | glazed
design attachment panel
sandblasting Ella 1
on clear glass
surface matt – clear borders right and left 10 mm
handle HA 591
matt brushed stainless steel



Ella left | glazed
design attachment panel
slate grey
satinato
handle HA 591
matt brushed stainless steel

Ella left | glazed
design attachment panel
black frame
panel Oak amber
with flush inlays
black
clear glass
handle HA 289
black

with sidelight
clear glass

Jana | glazed
design attachment panel
DB 703
sandblasting Jana 2
on clear glass
surface matt – 4 clear stripes 10 mm
knob HA 449
matt brushed stainless steel

Jana | glazed
design attachment panel
black frame
panel Oak concrete
with flush inlays
black
satinato
handle HA 289
black

Jana | glazed
design attachment panel
clear glass
handle HA 452
matt brushed stainless steel

ECODORA RANGE

A CLICK ON THE DESIGN
TAKES YOU TO THE CONFIGURATOR.

Clear forms –

integral, modern designs.

Fermea ..... 30 – 31

Nina ..... 32 – 33

Lumis ..... 34 – 35

Liseo W3i ..... 36 – 37

Liseo W4i ..... 38 – 39

Fermea | closed
design attachment panel
slate grey
handle HA 591
matt brushed stainless steel

Fermea | closed
design attachment panel
handle HA 591
matt brushed stainless steel

Fermea | closed
design attachment panel
black frame
panel Oak malt design foiling
handle HA 289
black

Nina | closed
design attachment panel
handle HA 591
matt brushed stainless steel

Nina | closed
design attachment panel
black frame
panel Oak amber
with flush inlays
black
handle HA 289
black

Nina | closed
design attachment panel
blue grey
handle HA 312
matt brushed stainless steel

with sidelight
clear glass

Lumis left | closed
design attachment panel
white aluminium
with recessed handle

Lumis left | closed
design attachment panel
black frame
panel Oak malt
with recessed handle
black

Lumis left | closed
design attachment panel
slate grey
with recessed handle

with sidelight
satinato

NOTE: THE MODEL LUMIS is available as single- or double-sided attachment panel with a minimum thickness of 72 mm.

Liseo W3i | closed
design attachment panel
DB 703
with flush inlays
matt brushed stainless steel
knob HA 449
matt brushed stainless steel

Liseo W3i | closed
design attachment panel
black frame
panel Oak alpine design foiling
with flush inlays
black
handle HA 289
black

Liseo W3i | closed
design attachment panel
grey aluminium
knob HA 449
matt brushed stainless steel

with sidelight
clear glass

Liseo W4i | closed
design attachment panel
grey aluminium frame
panel Oak malt design foiling
with flush inlays
black
knob HA 449
black

with 2 sidelights
clear glass

Liseo W4i | closed
design attachment panel
handle HA 452
matt brushed stainless steel

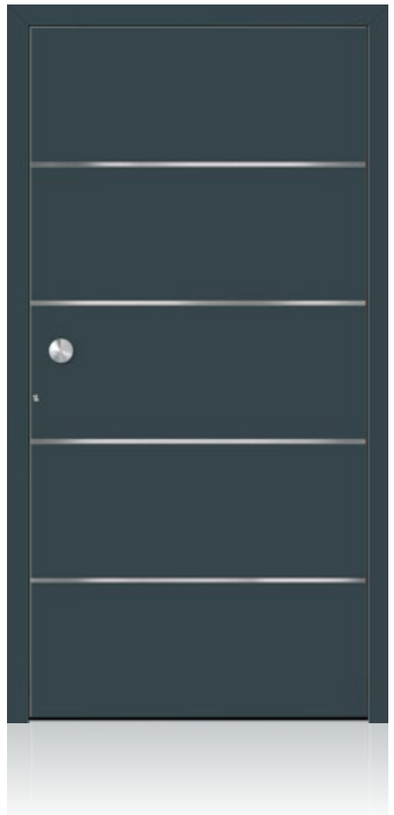

Liseo W4i | closed
design attachment panel
slate grey
with flush inlays
matt brushed stainless steel
knob HA 449
matt brushed stainless steel

DESIGNVARIANTS

The Ecodora Line offers you a wide range of additional design options: Handles in matt brushed stainless steel oder in finely structured black, grooves or flush inlays, also in stainless steel or black, sandblasted glass or alunox frames. Give your door an individual touch.

Mara left | glazed
sandblasting Mara 2
with grooves
with handle HA 591 stainless steel



Mara left | glazed
sandblasting Mara 2
with stainless steel inlays
with handle HA 591 stainless steel

Mara left | glazed
sandblasting Mara 2
with black inlays
with handle HA 289 black

Enna left | glazed
satinato
alunox decorative frame
with handle HA 511 stainless steel

knob HA 449, ø 70 mm
matt brushed stainless steel
or black Finea 370
with straight support

handle bar (round)
matt brushed stainless steel with straight handle supports
HA 452 length 600 mm
HA 454 length 1,000 mm
HA 591 length 1,480 mm
HA 511 length 1,554 mm

handle (semi-circular)
matt brushed stainless steel or black Finea 370
with straight handle supports
HA 312 length 1,040 mm
HA 289 length 1,480 mm

GENERAL INFORMATION AND CARE

Thanks to its composition, stainless steel does not rust simply through contact with oxygen. Nevertheless, a rust film may form on the surface due to environmental conditions (air containing salt or iodine), contact with ferrous materials or other soilings.
To protect the surface from soilings, we recommend regular cleaning of the stainless steel surfaces using a suitable standard cleaning agent.
For reproduction and printing reasons, the representation of colours and stainless steel inlays of front door panels as well as handles is not binding.

For a perfect colour-coordination, we recommend using original RAL charts or adeco colour samples. The effects created by glazings and colours also depend on the actual lighting conditions, the time of day, the season and the place of installation.

The outer appearance of the front door changes if the size of the individual door deviates from the size of the front door shown in the catalogue.
For more information, please ask your specialised dealer. Technical modifications reserved.

MORE COMFORT

The inner values of our aluminium attachment panels offer you double advantages. The patented ESC (elastic sandwich compound) concept ensures that your front door can also withstand extreme temperature effects. Whether in strong sunlight or sub-zero temperatures - the ESC concept significantly reduces the forces, and the door can be opened effortlessly.

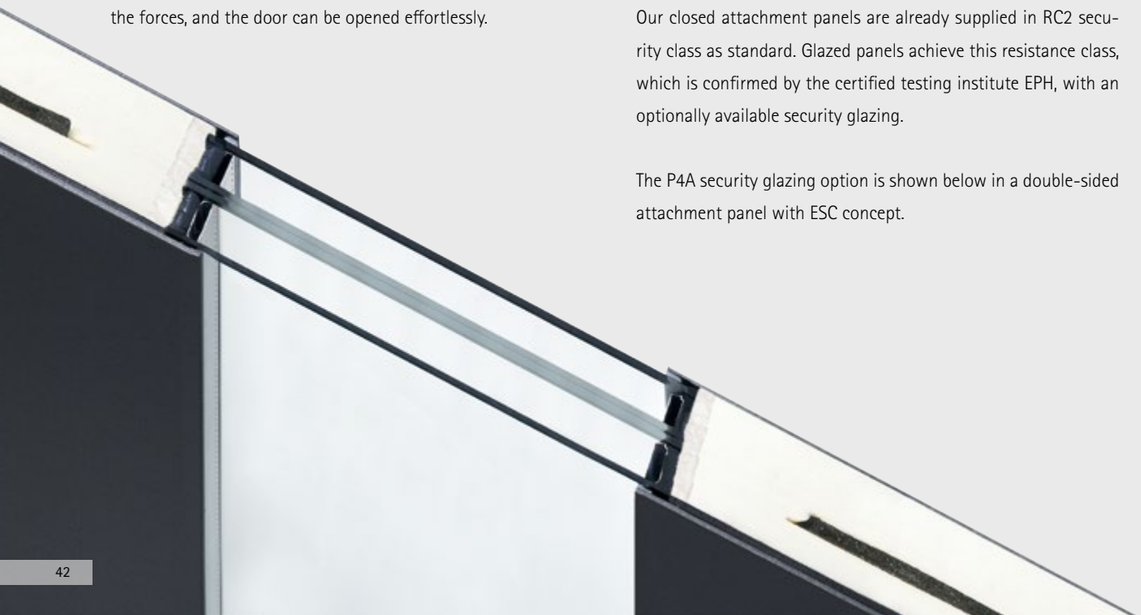

MORE SAFETY

If you require additional protection against burglary, we recommend that you choose a front door panel offering resistance class RC2. Security glass and RC2 give you the good feeling of being safe and secure.

Our closed attachment panels are already supplied in RC2 security class as standard. Glazed panels achieve this resistance class, which is confirmed by the certified testing institute EPH, with an optionally available security glazing.

The P4A security glazing option is shown below in a double-sided attachment panel with ESC concept.

OUR **CONFIGURATOR**

You are still undecided which model suits your house best? You are still wavering about which surface is the right one? Perhaps you have already found your dream front door, but now you would like to see how it will look in your entrance? Redesign your entrance, become a designer yourself!

Visit the entrance door configurator on our website **www.adeco.de/en**. Combine individual surfaces, colours, glass, door handles and extras as you wish. We guide you through the configuration step by step. Play with the the possibilities that open up to you. In just a few minutes you can create an almost realistic picture of your future entrance area.

This QR code takes you directly to the configurator:

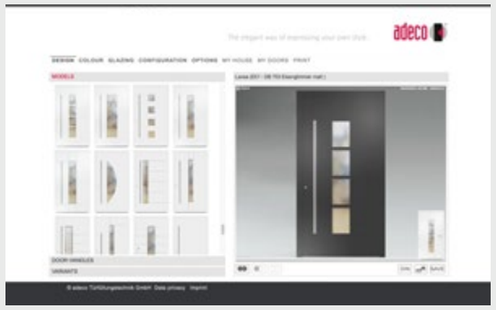

Concept & Design: **BRILL**DESIGN.de · Herzebrock © 2025
ECODORA-L_44S_EN · Edition 1 · Photos: © stock.adobe.com · Monkey Business

Insights into the production
of your entrance door panel.

www.adeco.de/en

The elegant way of expressing your own style.

adeco®